

STEP 1 Contact Details:

Company:	
Delivery Address:	
Tel:	
Email:	





Prior to requesting changes or if you're in any doubt, please consult this sling's standard specification on page 4.

STEP 2 Core Sling Dimensions: Select a standard size or enter custom dimensions.

	<input type="checkbox"/> XS	<input type="checkbox"/> Small	<input type="checkbox"/> Medium	<input type="checkbox"/> Large	<input type="checkbox"/> XL	Custom
Dimension A	600mm	700mm	850mm	1050mm	1300mm	mm
Dimension B	260mm	280mm	310mm	330mm	390mm	mm
Dimension C	570mm	660mm	890mm	1000mm	1160mm	mm

Note: Use page 3 to illustrate bespoke sizing. Dimension A is the mid-point of the sling body. All dimensions are subject to manufacturing tolerances.

STEP 3 Material Options: Select the core material for your sling and include any bespoke requirements in the box provided.

 <input type="checkbox"/> Polyester Solid	 <input type="checkbox"/> Super-Soft	<i>Special Instructions:</i>
 <input type="checkbox"/> Polyester Net	 <input type="checkbox"/> 3D Spacer	

Note: Some slings incorporate more than one fabric type - please consider this when requesting material changes. See page 4 for more information.

STEP 4 Padding Options: Add padding to your sling for extra comfort.

 <input type="checkbox"/> 5mm HD Foam	 <input type="checkbox"/> 5mm Soft Foam	 <input type="checkbox"/> 3mm Spacer	 <input type="checkbox"/> Hollow Fibre
	 <input type="checkbox"/> 10mm Soft Foam		

<input type="checkbox"/> Body	<i>Special Instructions:</i>
<input type="checkbox"/> Legs	

STEP 5 Inner Lining Options: A lining can be added to the inside of your sling for enhanced comfort.

 <input type="checkbox"/> Micro Fleece	<input type="checkbox"/> Fixed (Stitched)	<input type="checkbox"/> Detachable (Velcro®)	<input type="checkbox"/> Body	<input type="checkbox"/> Legs
--	---	---	-------------------------------	-------------------------------

Special Instructions:

STEP 6 Head Support:

This sling is available with head support as standard. If you would like a head support included, please use form CSOF00002 for the Access Padded with Head Support. For a copy of this form, please contact Joerns Healthcare.

STEP 7 Straps, Loops, Clips & Handles: Adjust strap lengths, number of loops, loop colours and positioning handles.

	Standard Strap Length	Custom Strap Length	Standard No. of Loops	No. of Extra Loops?
Shoulder	210mm	mm	2	
Leg	440mm	mm	2	

Special Instructions: (e.g. quantity and placement of positioning handles)

Add Positioning Handle(s)

Add Modesty Loop

Clip Attachments (Securi3®)

When choosing clips, please specify the length of strap required from the sling body to the clip (required for both shoulder and leg attachment points).

Loop Colour Options: Black, blue, green, grey, orange, red, white and yellow. Please confirm selection/sequence in the special instructions box above. See page 3 for dimensional illustrations for standard strap lengths and loop positions.

STEP 8 Body Belt: Add or alter a body belt to enhance support and security during transfer. Use page 3 to help illustrate your needs.

<input type="checkbox"/> Buckle	Belt Length	Belt Width	Special Instructions: (e.g. padding, elastic, etc)
<input type="checkbox"/> Velcro®	mm	mm	

STEP 9 Other Options: Use page 3 to help illustrate your bespoke requirements.

<input type="checkbox"/> Add Positioning Pocket	<input type="checkbox"/> Omit Centre Markers	Special Instructions:
---	--	-----------------------

STEP 10 Additional Requirements

--

STEP 11 Confirmation

<input type="checkbox"/> I am happy with and hereby give permission to proceed with the custom sling order defined on this form.		
<input type="checkbox"/> Please call me to discuss/confirm this order and/or price prior to manufacture.	Phone No:	

Customer PO Number:		Ordered By:	
Order Quantity:		Signed:	
Sales Order Number:		Date:	

Please Note: Joerns Healthcare reserve the right to refuse a special order if deemed unsafe. In such event, we will contact you to discuss the matter further.

Please return your completed form to:

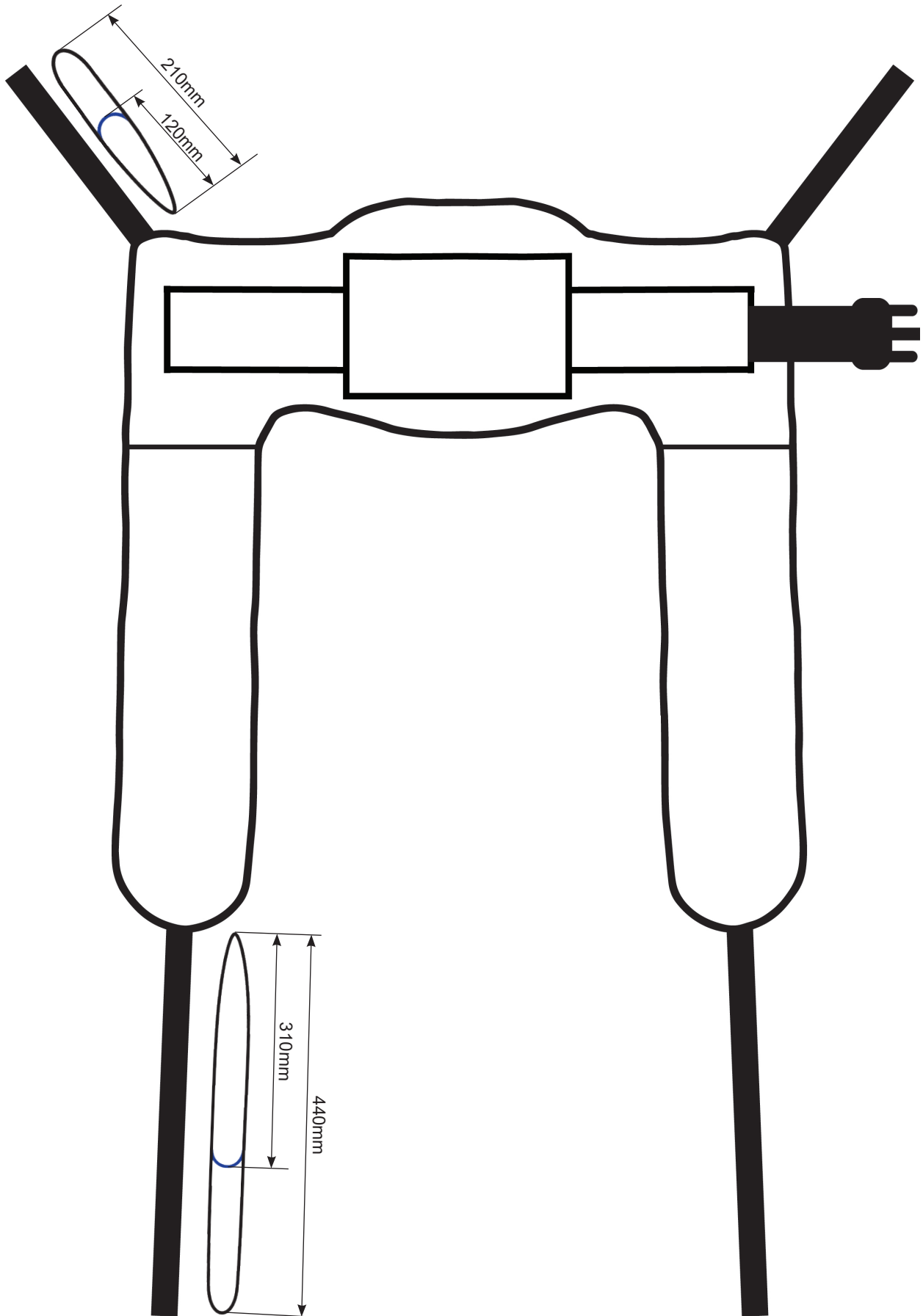
orders@joerns.co.uk

Please attach any supporting illustrations when submitting your form.

(T) +44 (0)344 811 1158 (W) www.joerns.co.uk

Illustrative Guidance

Please use this page to help illustrate or clarify any bespoke requirements



Standard Specification Breakdown

Please consider the following information when requesting changes to your standard sling.

Sling Model	
Oxford Access Padded	
Material	
Core Material	Polyester Solid (Grey)
Spine Overlay	Non-slip mesh overlay to inside centre of sling body
Leg Overlay	N/A
Padding	
Head Support	N/A
Body	10mm Soft Foam + Hollow Fibre filling to under-arm pads
Legs	10mm Soft Foam
Head Support	
Included	N/A
Integrated Stiffeners	N/A
Adjustment Straps	N/A
Loops, Clips & Handles	
Sling Attachment Type	Loops
Positioning Handles	N/A
Modesty Loop	N/A
Body Belt	
Included	✓
Attachment Type	Buckle
Other Options	
Centre Markers	N/A
Positioning Pocket	N/A

You do not need to submit this page, it is for your reference only.